

Novelties in Bookbinders' Work.

THERE is much that comes within the dominion of the bookbinder's shop that is not bookbinding proper, and this line of work is extending in many directions. The best London binders often take orders for covering in leather and finishing jewel cases, work-boxes, dressing-cases, etc., also mounting opals upon leather, purse finishing, satchel work, and the preparation of all sorts of cases covered in various materials. In these days of cutting prices in most of the regular lines of work, the additional branches of the trade may be attended to with profit, and we shall endeavour from time to time to give various hints and directions. For the following ideas we are considerably indebted to *The Season*, a journal that stands well ahead of its contemporaries in the matter of smart and original suggestions.




ILLUSTRATION I.

worked, including two bold bands. In using the same design for a portfolio it is best to work the entire covering in one piece, but great care must be taken not to obliterate the design when placing in the press, if the press be found to be necessary. Thick neat's leather of a dark colour is the best for the purpose.

The letter case (illustration II.), is also composed of embossed leather work, but the design in addition to being embossed is painted. It is in yellow neat-skin, and is lined with dark gold-brown satin. The painting may be done as it suggests itself to the operator, or left out altogether.

In earlier numbers of *THE BOOKBINDER* have been given full directions for the production of embossed leather, an art that has recently found much favour in artistic circles.

Illustration I. represents a case for photos, drawings, etc., covered with embossed leather, and generally finished in the style of a handsome volume. The case is $13\frac{3}{4}$ inches by $10\frac{3}{4}$ inches, and is ornamented on the top of the lid with an arabesque pattern, and the back is also




ILLUSTRATION II.



ILLUSTRATION III.

The case here shown (illustration III.), looking like an open folio, is made of a piece of millboard $17\frac{3}{8}$ inches long, and $11\frac{1}{2}$ wide. The sides are gilded, and the lid, which is covered with hand-made paper, is filled up on one side with a painted landscape, and on the other with a pretty dedication beginning with a handsome initial. On the large ornamental seal, a monogram or crest can be embossed. This idea can be elaborated or diversified, but it opens an opportunity for the skilled workman to produce something unusual.

Illustration IV. represents a slip book cover in coloured guipure netting. These covers are becoming very fashionable, and the binder might well turn his attention to working up ladies' needlework suitable for slip covers. The particular case illustrated is $8\frac{3}{4}$ inches wide and $11\frac{1}{4}$ deep when opened out flat. It requires a foundation of coloured silk, and the two inside pockets that draw over the covers are also of silk. Loose leather cases are made in the same way.




ILLUSTRATION IV.




ILLUSTRATION V.

Coins and medals are just now much in vogue, and are suitably employed to hang on the ends of handsome ribbon book-marks by means of oxydised silver clasps or chains. The fixing of such a marker at the top end into the leather back of the book is a piece of work requiring some ingenuity, but which a practical man will accomplish.